




DIRECT-TRANSMISSION™ MOUNTED PTO DRIVEN MULTI-POWER SYSTEM

THE WORLD'S FIRST DIRECT-TRANSMISSION™ MOUNTED PTO DRIVEN AIR COMPRESSOR...
NOW WITH HYDRAULICS!



DTM70-H

“So far it’s been awesome. The DTM70-H is so much quieter than my old reciprocating system. I just turn it on and it keeps up with no lag time, supplying all the air I need instantly. It’s so lightweight, which is big on my F550, so I can carry all my tools and equipment without going over weight.”

- Phil Fanelli, Owner,
Heavy Equipment Repair,
Hilmar, CA

UP TO 70 CFM. UP TO 14.9 GPM.

VMAC DTM70-H direct-transmission mounted multi-power systems use patented rotary screw technology designed to maintain 100% of the specified CFM for exceptional air tool performance while providing maximum operator efficiency at the job site. This flexible system delivers up to 70 CFM @ 100 psi and can support up to 14.9 GPM @ 3,265 psi, dependent on pump size and engine RPM.

DECREASE TRUCK GVW BY UP TO 600 LBS

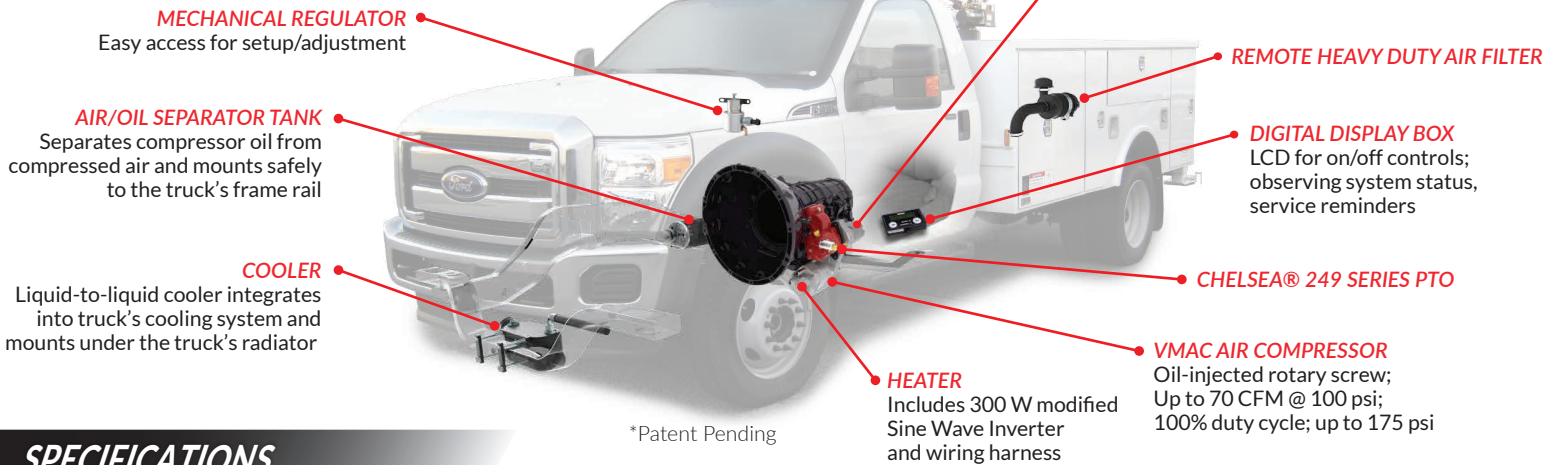
The DTM70-H frees up truck GVW by as much as 600 lbs, with no air receiver tank to mount on the truck deck and 50% smaller hydraulic tank sizes required compared to other hydraulic systems. The total system weight is only 180 lbs, allowing you to add more tools and equipment to your truck, carry more materials, take advantage of better fuel economy, or even downsize your truck classification.

30% FASTER INSTALLATION/SIMULTANEOUS OPERATION


The DTM70-H is application-engineered for 2017-2018 Ford F250 to F550 Super Duty work trucks with 6.7L Power Stroke diesel, and TorqShift™ Automatic Transmission (4x4 or 4x2). No modifications are required to the Ford transfer case. No drive shafts are required to cause alignment issues. Reduced hydraulic plumbing, fittings and hoses compared to other deck-mounted hydraulic air compressors. The system integrates with standard crane controls and a new benefit is both the air compressor and hydraulic pump are designed to run simultaneously.



DESIGNED FOR:



SPECIFICATIONS

Air Compressor Output	Up to 70 CFM* @ 100 psi (175 psi max); actual CFM output dependent on engine RPM (see chart below)	
Air Compressor Type	PTO driven, direct transmission mounted, 100% duty cycle, VMAC oil-injected rotary screw	
Weight (wet)	Approximately 180 lbs (81.6 kg)	
PTO (included)	CHELSEA® 249 Series, electrically actuated, PTO indicator lamp	
Hydraulic Pump	(Sold separately by VMAC)	<ul style="list-style-type: none"> ➤ Various Hydraulic Pump options available (3.5 GPM - 14.9 GPM*) ➤ Actual GPM output dependent on pump size and engine RPM (see chart below)
Throttle Control	<ul style="list-style-type: none"> ➤ 2 throttle control set-points available ➤ Adjustable up to 3,000 RPM 	<ul style="list-style-type: none"> ➤ Allows for dual speed operation with cranes that have available input/output for high idle mode
Control System	<ul style="list-style-type: none"> ➤ On/Off function of PTO and compressor ➤ LCD display ➤ Service notifications ➤ Error message 	<ul style="list-style-type: none"> ➤ System temperature ➤ Compatible with start/stop crane modules ➤ Allows for simultaneous operation of both the air compressor and hydraulic pump
Safety System	<ul style="list-style-type: none"> ➤ Automatic compressor heater function ➤ Automatic rapid blow-down valve on tank ➤ Truck drive disable circuit on throttle control 	<ul style="list-style-type: none"> ➤ Compressor over-temp sensor ➤ 200 psi air pressure relief valve ➤ Truck park brake safety shut-off switch on control box
Applications	2017-2018 Ford F250 to F550 Super Duty 6.7L Power Stroke diesel 4x2 & 4x4 with TorqShift™ Automatic Transmission	
Warranty		<ul style="list-style-type: none"> ➤ Two years on all major components; VMAC air-ends are covered by VMAC's Lifetime Limited Warranty ➤ Chelsea PTO covered by Parker Chelsea Two Year Warranty; Chelsea Pumps covered by Parker Chelsea 18-month Warranty

*Actual maximum CFM and GPM output varies based on engine RPM and hydraulic pump size. See table below for details.

COMPRESSOR & HYDRAULIC PUMP PERFORMANCE TABLE

		Engine Speed (RPM)											
		1,200	1,300	1,400	1,500	1,700	1,800	2,000	2,100	2,200	2,600	2,700	
Compressor Output (CFM @ 100 psi)		30	34	37	41	46	49	53	55	58	66	69	
VMAC Part #s													
4500150	Hydraulic Output	(GPM @ 3,265 psi)	8.1	8.8	9.5	10.2	11.5	12.2	13.5	14.2	14.9	2,258 Max RPM	
4500149		(GPM @ 3,410 psi)	7.4	8.0	8.7	9.3	10.5	11.1	12.4	13.0	13.6		
4500148		(GPM @ 3,625 psi)		4.9	5.3	5.8	6.2	7.0	7.4	8.2	8.6	9.0	10.7
4500147				3.5	3.8	4.1	4.4	5.0	5.3	5.9	6.2	6.5	7.7

VMAC DEALER INFORMATION:



T: 250-740-3200 | Toll Free: 1-877-912-6605 | Fax: 250-740-3201
E: sales@vmacair.com | www.VMACAIR.com