

# Sullivan Palatek®

**D Series  
15 - 40 HP  
Compressors**



Shown with optional tank mount



## INDUSTRIAL AIR COMPRESSOR - 15-40 HP

### Features:

- Electric Motor 208, 230, 460, 575 Volts
- Motor Starter - 208/230/460/575 Volt (15-25 HP) 460/575 Volt (30-40 HP)
- Protective Devices
- Oil Level Sight Glass
- ASME Coded 200 PSI Separator/Sump Tank
- Direct Drive Coupling
- Quality Instrumentation
- All new Platinum and Platinum-**Plus** Warranties available.

***“The Ultimate Performance Rotary Screw Air Compressor”***



# Sullivan Palatek®



## The advantages of owning a Sullivan-Palatek Rotary Screw Air Compressor

Sullivan-Palatek manufactures one of the most reliable, high performance, low maintenance air ends in the industry.\*

Our advanced rotor design features oversized radial thrust bearings and precision working rotary screws that provide virtually no wear. With less friction and less heat, compressors run cool and the circulating fluid lasts longer.

### Standard Features:

#### Electric Motor

208/230/460/575 volt (15-25 HP) 230/460/575 volt (30-40 H.P.) Nema T-frame, C-face, open drip proof squirrel cage induction type, energy efficient.

#### Motor Starter

208/230/460/575 volt (15-25 HP) 460/575 volt (30-40 HP), *Optional 208/230 volt for 30-40HP.* Full voltage magnetic starter with 110 volt controls, Nema-1 enclosure, ETL listed, UL certified, solid state control circuit breaker protection and three phase overload with reset button and phase protection. Other voltages available.

#### Protective Devices

Class 20 solid state overload relay, high temperature and over pressure shut-down switches, and an anti-restart pressure switch preventing starting while air compressor is pressurized. ASME safety relief valve.

\*Air End Warranty, 2 years. Extended 5-year Superior Platinum Warranty or NEW Platinum-PLUS Warranty available with purchase of genuine Sullivan-Palatek parts and fluids. Description, Specifications and Pictures represented in this brochure may vary from actual equipment purchased.

*“The Ultimate Performance I*

#### Lube Fill & Level Elbow

One piece lube fill elbow and level sight glass. Vented cap for pressure release when removing.




#### Air Intake Filter

Oversized dry type. Primary and secondary element. Easily replaced.


#### Inlet/Check Valve

One piece housing for dependable performance and complete modulation control.



#### Separator Tank

ASME coded 200PSIG tank, safety relief valve, minimum pressure/check valve, high efficiency replaceable air/lube separator element and oil return flow sight glass.



#### Coupling & Drive

Compressor is flange mounted to motor C-face for positive alignment and direct drive. The coupling element has a 1 year warranty.\*



# Rotary Screw Air Compressor

## Capacity

	15D	20D	25D	25D4	30D7	40D
125 psi	55	80	110	95	115	166
150 psi	54	78	95	95	110	115
175 psi	N/A	53	80	N/A	105	110

## Controls


Full modulation, solenoid controlled for smooth transition to lowest possible no load power. Automatic start/stop or constant speed selector switch. Timed dual control.

## Instrumentation

Line pressure gauge, discharge pressure gauge, hour meter, temperature gauge, lube filter and separator element differential gauges.

## Microprocessor (optional)

Easy to read output, English is standard, French and Spanish languages available.



## Acoustical Enclosure (optional)

Easy removable panels for faster maintenance and accessibility. Inlet cooling air filter replaceable element for clean quiet performance.



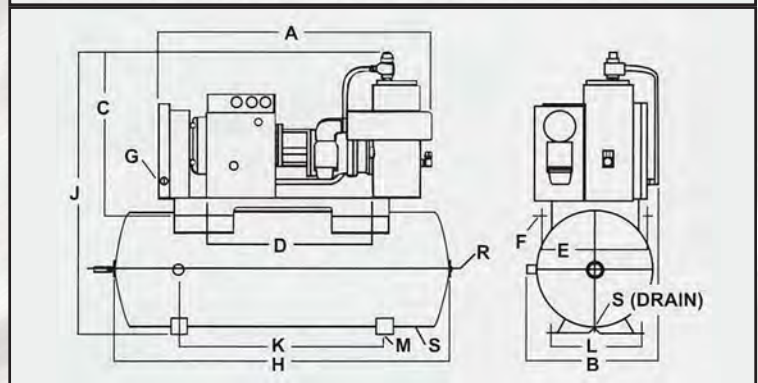
## Elevated Platform (optional)

19" High, for easy maintenance.

BASE MTD	15D	20D	25D	25D4	30D7	40D
A	56*	56*	59*	59*	58*	60*
B	29*	29*	29*	29*	30*	34*
C	34*	38*	35*	38*	35*	39*
D	40	40	40	40	40	40
E	21.38	21.38	21.38	21.38	21.38	21.38
F	.75 Dia.	.75 Dia.	.75 Dia.	.75 Dia.	.75 Dia.	.75 Dia.
G	1 NPT	1 NPT	1 NPT	1 NPT	1 NPT	1.25 NPT
MOTOR HP	15	20	25	25	30	40
SUMP CAP	3 GAL	3 GAL	3 GAL	3 GAL	3 GAL	3.5 GAL
WEIGHT	580**	625**	625**	790**	770**	925**
TANK MTD	120 GALLON TANK					200 GAL.
H	69*	69*	69*	69*	72*	72*
J	59*	63*	60*	63*	68*	70*
K	42*	42*	42*	42*	42*	42*
L	18.5	18.5	18.5	18.5	24	24
M	.9	.9	.9	.9	.9	.9
R	2 NPT	2 NPT	2 NPT	2 NPT	2 NPT	2 NPT
S	.5 NPT	.5 NPT	.5 NPT	.5 NPT	.5 NPT	.5 NPT
TANK DIA	24	24	24	24	30	30
WEIGHT	905**	950**	950**	1115**	1095**	1250**

\*CRATED DIMENSIONS, L-84", W-45", H-60" (TANK MOUNTED 74")

\*\*ADD 175 POUNDS FOR CRATING. ALL DIMENSIONS SHOWN IN INCHES



## Water Cooled Option Available

## Tank Mounted (optional)

ASME coded 120, 200 and 240 gallon air receivers are readily available.





# **Sullivan Palatek**



## **Electric Driven Industrial Air Compressors**

5-10 HP Belt Driven  
15-40 HP Direct Drive  
40-400 HP Updraft  
High and Low Pressure  
Variable Frequency Drive Designs  
Specialty Packaged Systems

Piston Air Compressors  
Splash Lube  
Pressure Lube  
Gas Driven

Compressed Air Accessories  
Refrigerated Air Dryers  
Desiccant Air Dryers  
Air Filters  
Condensate Management Systems  
Oil Free Systems  
Air System Analysis  
System Management Solutions

## **Diesel Driven Portable Air Compressors**

185 cfm to 1800 cfm  
John Deere, Cat and Cummins Engines  
3 year Air End Warranty  
Utility Models  
Offshore Models

High Pressure Portable and Skid  
900/350 to 1150/350

Instrument Quality Air  
375H to 1600H  
Skid Mount Aftercoolers  
Skid Mount Dryers and Aftercoolers  
Construction Electric Rentals  
50 to 400 HP  
Electronic Parts Orders Through  
SmartEquip™

Full Line of Pneumatic Tools  
Hoses and Accessories

## **Sullivan-Palatek**

1201 W US Hwy 20  
Michigan City, IN 46360

PH: 800-438-6203  
FX: 800-725-6203  
info@sullivanind.com  
www.sullivanpalatek.com

Distributed By:

15-40HP RP 8-11 2/M

